

Lesson Block: Horses

Submitted by Jennifer Waters and used in cooperation with the University of Illinois at Urbana-Champaign.

The materials that appear in this document may be freely reproduced for educational/training activities. There is no requirement to obtain special permission for such uses. We do, however, ask that the following statement appear on all reproductions:

LESSON BLOCK: HORSES, by JENNIFER WATERS
Materials produced for classroom use in conjunction with permission from the University of Illinois Agricultural Education Program.

This permission statement is limited to the reproduction of material for educational/training events. Systematic or large-scale reproduction or distribution (more than one hundred copies per year)—or inclusion of items in publications for sale—may be done only with prior written permission. Also, reproduction on computer disk or by any other electronic means requires prior written permission. Contact the University of Illinois Agricultural Education Program to obtain special permission.

The University of Illinois and its affiliated entities, in addition to the individual submitting the materials, assumes no liability to original work or activities therein.



Agricultural Education Program
College of Agricultural,
Consumer and Environmental Sciences

UNIVERSITY OF ILLINOIS AT URBANA-CHAMPAIGN

© 2012 University of Illinois Board of Trustees

Horses



Equine Science Notes

Directions: Use the following clues to complete your notes packet for Equine Science.

Equine Science:

1. Did you know there are over _____ million horses in the world?

2. Why do we need horses?

In the past they were used for _____.

Horses today are used for:

a.

1.

2.

3.

b.

c.

d.

3. Equine science is the study of:

a.

What is a light horse?

What is a draft horse?

b.

Under 14 hands. Weighs 500-900 pounds.

c.

d.

It is a cross between a:

It is used for:

It looks like:

Measuring a Horse:

4. What is the unit of measurement?

5. How big is it?

6. Where to do measure to and from?

7. How big was the world's tallest horse? How many inches is this?

8. How big is the world's smallest horse? How many inches is this?

Vocabulary Terms:

9. Foal

10. Colt

11. Filly

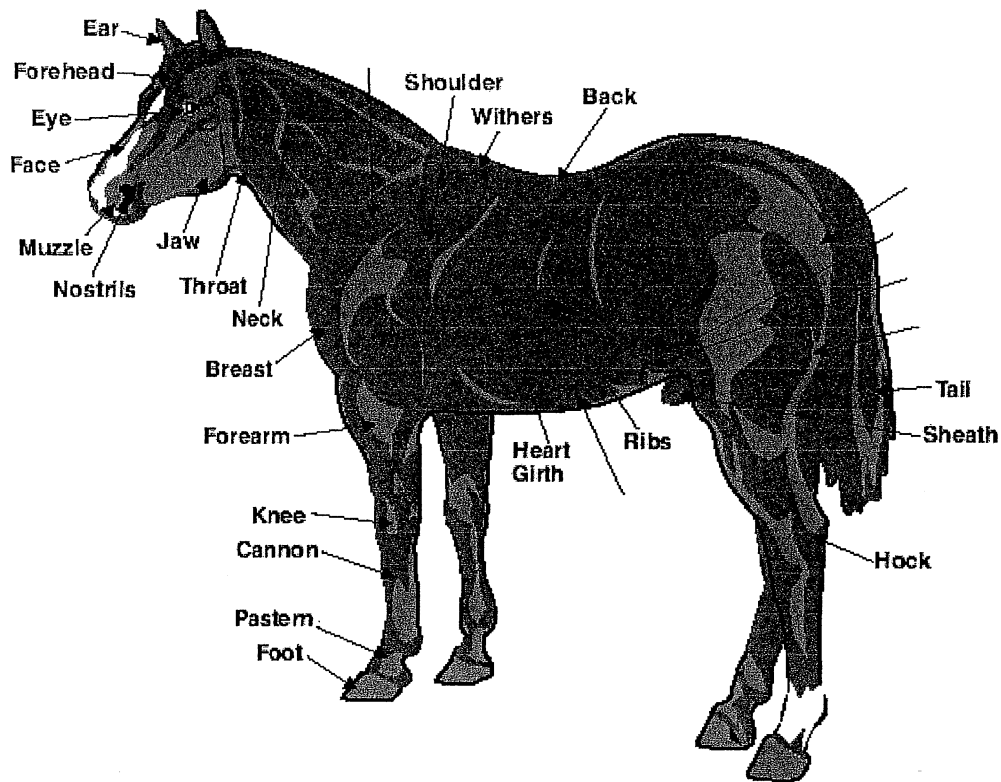
12. Gelding

13. Stallion

14. Stud Horse

15. Mare

Parts of a Horse I need to Know :



Caring for Your Horse:

16. HOUSING:

- a. How big does the stall need to be?
- b. What condition do you need to keep it in?
- c. Your horse needs to be protected from:

17. FEED:

- a. Horses eat feed and grain
- b. You need to keep the feed:
- c. Do not allow your horse to:

18. GROOMING & RIDING:

- a. What is a saddle?

- b. What is a bridle?

19. HOOVES:

- a. Hooves are comparable to your:

- b. Why do they have to be trimmed?

19. HEALTH PROBLEMS:

- a. What is the #1 killer of horses?

- b. Where does the horse feel pain?

- c. What can cause colic?
 - 1.

 - 2.

- d. List 3 symptoms your horse has colic:
 - 1.

 - 2.





 - 3.

- e. How do you prevent it?

Horse Face Markings: Use the pictures below to draw a star, stripe, snip, blaze and bald horse.



Leg Markings: Label and describe the following sock,



Horse Color Patterns:

1.

Known for 6 black points:

May have black on the tips of the ears too.

2.

3.

Mane & tail are similar color to the body.

4.

Which 3 body parts are darker in color?

5. Gray

6.

This horse is mouse colored and tail and lower legs are usually black.

7.

Body color:

Mane color:

8. Roan

How do you get this color pattern?


9. Sorrel

Mane, tail and legs similar to body color.

Judging Horses

1. What should a horses head look like?
2. What do you look for in the neck?
3. What do you look for in the shoulder?
4. The length of the top of the back should be equal to the length of the bottom of the _____ and the length of the belly or underline should be the same as the top of the _____.
5. What should their front legs look like?
6. What should their back legs look like?

Horses



Across

- 2. Male Horse
- 3. Wild horses of the West
- 6. Young Female Horse
- 7. Female Horse
- 8. Full grown small horse

Down

- 1. Young Male Horse
- 3. Hair on a horse's neck
- 4. Male horse not for breeding
- 5. Baby horse

9 of 12 words were placed into the puzzle.

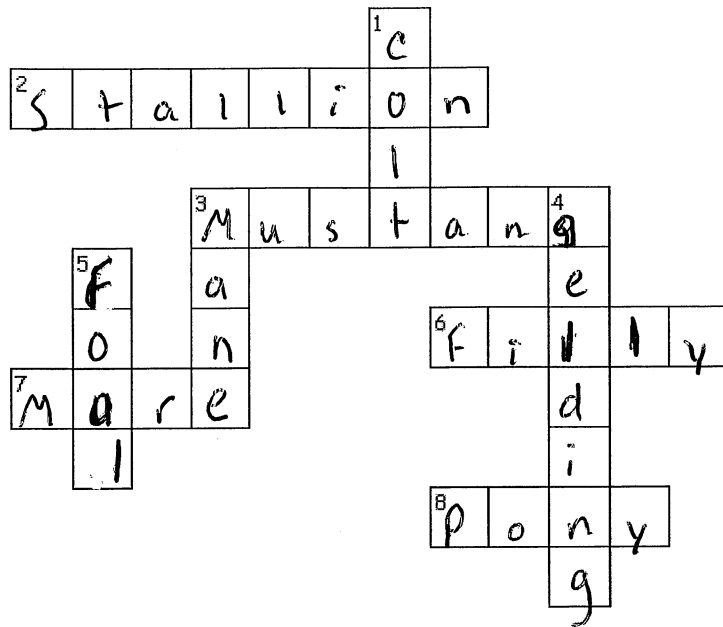
Save to My Custom Classroom Account

Created by Puzzlemaker at DiscoverySchool.com



Horses

Key



Across

- 2. Male Horse
- 3. Wild horses of the West
- 6. Young Female Horse
- 7. Female Horse
- 8. Full grown small horse

Down

- 1. Young Male Horse
- 3. Hair on a horse's neck
- 4. Male horse not for breeding
- 5. Baby horse

9 of 12 words were placed into the puzzle.

Save to My Custom Classroom Account

Created by *Puzzlemaker* at *DiscoverySchool.com*



8th Grade Ag
Horses
Horse Tales

Name _____

Horse Tales

Directions: Use the space below (and the back if needed) to write a story about a horse. It can be a fun story where the horse has human characteristics, a regular horse or even a horse with super powers! It is your story to tell.

Other Details: Your story should be at least ten sentences long and include the following terms: colt, hand (in regards to measurement of a horse's height), saddle, mare, and stallion. These terms should be underlined so they are easy to find. Good luck and please let your teacher know if you have any questions.

Help A Friend Out!

With your partner, please review the attached story that was written by your classmates in their own groups. The points they will receive are written by each of the components you are looking for below. You will also receive credit for reviewing their story for them.

You will need to check for the following things:

1. Did they use the words (place a check by the ones they have) (2 points each):

_____ saddle

_____ mare

_____ stallion

_____ colt

_____ hand

2. Do they have 10 sentences? (they are worth 2 points per sentence)

_____ YES

_____ NO

3. Who is the character or characters in the story? (2 points)

4. What is the setting (where does it take place)? (2 points)

5. What is the climax or event that happens? (2 points)

6. What happens in the conclusion? (2 points)

When you are finished reviewing the story please give it back to the authors and let them make any corrections as needed.

