

Anatomy Quiz PowerPoint

Submitted by Callie Parr and used in cooperation with the University of Illinois at Urbana-Champaign.

The materials that appear in this document may be freely reproduced for educational/training activities. There is no requirement to obtain special permission for such uses. We do, however, ask that the following statement appear on all reproductions:

Anatomy Quiz, by Callie Parr

Materials produced for classroom use in conjunction with permission from the University of Illinois Agricultural Education Program.

This permission statement is limited to the reproduction of material for educational/training events. Systematic or large-scale reproduction or distribution (more than one hundred copies per year)—or inclusion of items in publications for sale—may be done only with prior written permission. Also, reproduction on computer disk or by any other electronic means requires prior written permission. Contact the University of Illinois Agricultural Education Program to obtain special permission.

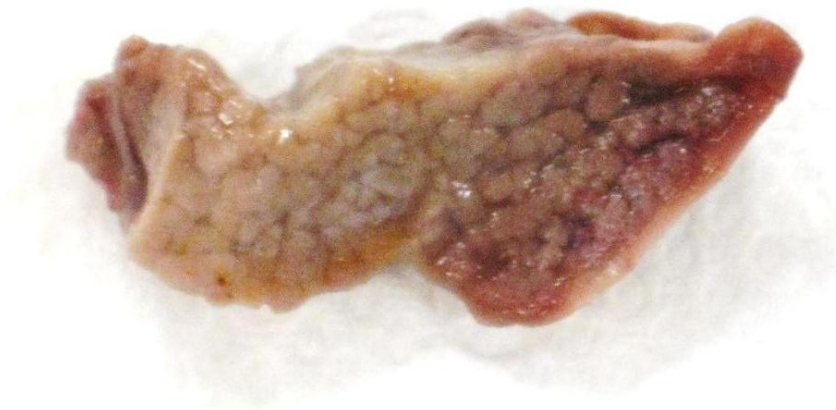
The University of Illinois and its affiliated entities, in addition to the individual submitting the materials, assumes no liability to original work or activities therein.



Agricultural Education Program
College of Agricultural,
Consumer and Environmental Sciences
UNIVERSITY OF ILLINOIS AT URBANA-CHAMPAIGN

Anatomy Quiz

What is the name of this structure?



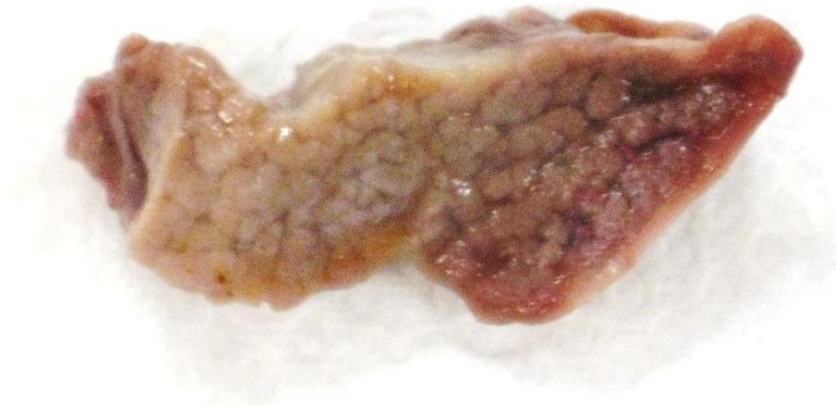
A) Pancreas

B) Gallbladder

C) Duodenum

D) Spleen

What is the function of this structure?



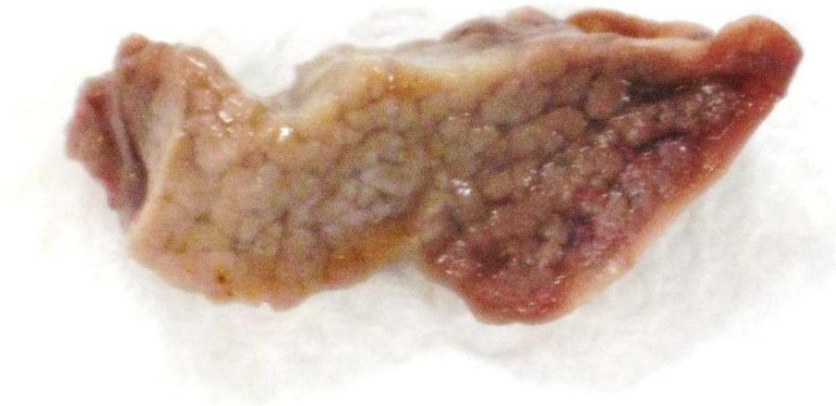
A) Aid in growth & Development

C) Secrete digestive enzymes

B) Aid in regulating metabolism

D) It is vestigial

Where is this structure located?



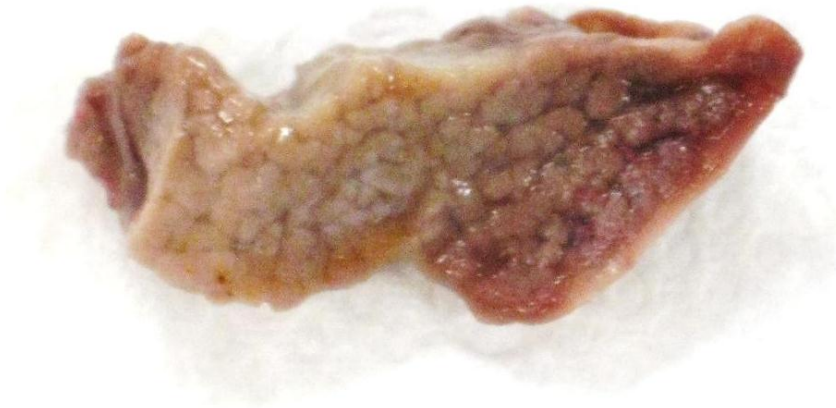
A) In the thoracic cavity

B) In the peritoneal cavity

C) In the neck

D) Next to the kidneys

What is the name of this structure?



A) Pancreas

B) Gallbladder

C) Duodenum

D) Spleen